

Item No. 7c_Supp
Date: May 24, 2016

Capital Improvement Projects

**First Quarter Report
2016**

Commission Briefing

90 Capital Improvement Projects

Overall Status of Projects

- 89 Total Projects in report (78 CDD, 11 ICT)
- 51 Projects are within or ahead of target schedule and budget
- 36 Projects have either target schedule or budget off with 5 new Reportable Variances for this Quarter.
- 2 Projects have both target schedule and budget off with one new Reportable Variance for this Quarter.
- 2 Projects are Substantially Complete

Capital projects managed by CDD and ICT


CDD Projects by Status, by Quarter

Off Schedule and Budget




100%

Off Schedule or Budget



90%

On Schedule and Budget



80%

70%

60%

50%

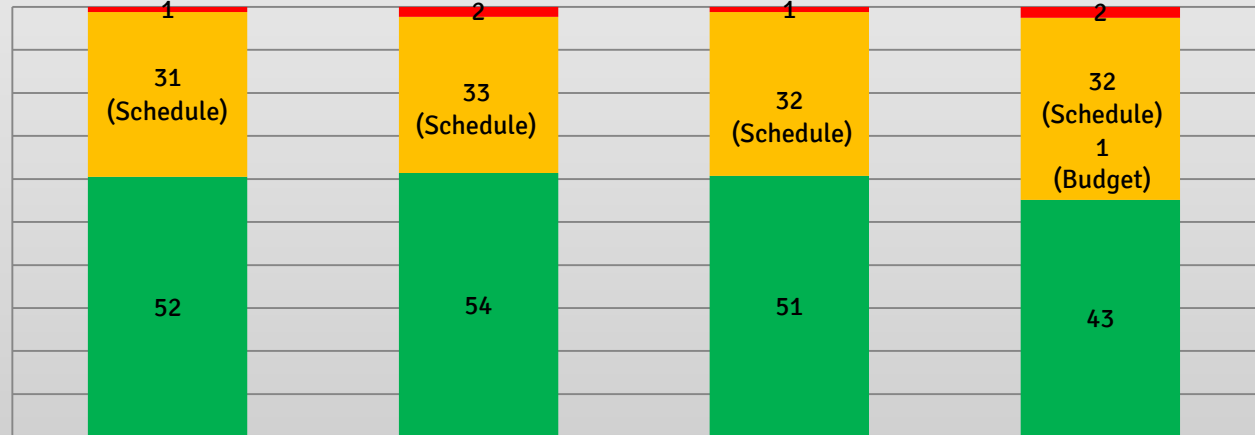
40%

30%

20%

10%

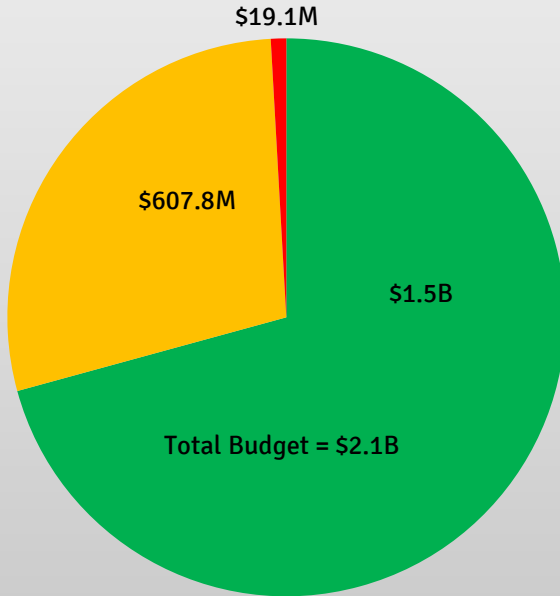
0%



	2Q15 Report	3Q15 Report	4Q15 Report	1Q16 Report
Series3	1	2	1	2
Series2	33	32	32	33
Series1	52	54	51	43

Target: 60% green, 40% amber, 0% red

CDD Projects by Dollar Value



- **Project off schedule and budget**
 - SSAT Interior Renovations - \$5.2M
 - ADR Concession Infrastructure - \$13.9M
- **Projects with Budget of \$25M or more that have a Schedule Variance**
 - Electrical Ground Support Equip. - \$30.7M
 - Aircraft RON Parking USPS Site - \$41.5M
- **Budget Variance**
 - NS NSAT Renovation NSTS Lobbies – \$421M
- **Other Projects with Budget of \$50M or more**
 - International Arrivals Facility – \$608M
 - Checked Bag Recap Optimization – \$320M
 - RW16C-34C Reconstruct Design - \$101M
 - PC Air - \$55M

Major projects are green except for North Satellite

Aviation Project Summary

- One new project is behind budget & schedule:
 - Airport Dining and Retail – Timing of lease packages and added scope have increased the budget and delayed the original schedule.
- One new project has a potential forecast overrun
 - Interim Baggage System – Most recent estimate is higher than originally expected. Project team is evaluating the budget impact.
- Two new projects are behind schedule:
 - Video System Improvement – Design taken longer than expected. Project has been re-phased to complete high-priority locations first.
 - Fiber Infrastructure to Gate Backstands – Construction has taken longer due to complexities and unforeseen site conditions.

Four new variances out of a total of 63 Aviation projects

Aviation Projects Substantial Completion



Passenger Loading Bridge at B6



S6 International Corridor

Two projects reached substantial completion

Aviation Projects

Q4 Budget Returns (Savings)

Project	Savings (in thousands)
Passenger Loading Bridge Renew	\$2,000
So Sat Delta Sky Club Expan	\$1,518
8th Floor Weather Proofing	\$904
C60 - C61 BHS Modifications	\$750
Facility Monitoring Sys Renewl	\$700
Airfield Pavement Replacement	\$400
SSAT Narrow Body Configuration	\$310
Others (12 projects returned \$300K or less)	\$1,938

Total of \$8.5M in savings returned

Maritime/Economic Development Project Summary

- Two new schedule variance:
 - Shilshole Tenant Services Building project delayed one year due to customer outreach, change in scope and permitting.
 - T-91 Substation Project delayed due to fabrication delay in order to comply with new Department of Energy regulations.

Two new schedule variances out of 15 Maritime/Econ Dev projects

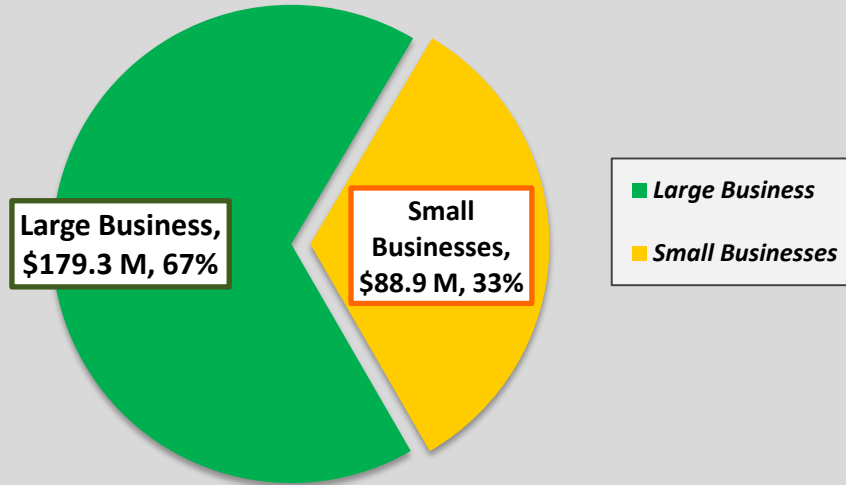
Corporate Project Summary

- There are no reported variances for first quarter

No reportable variances out of a total of 11 Corporate Projects

Small Business Year over Year

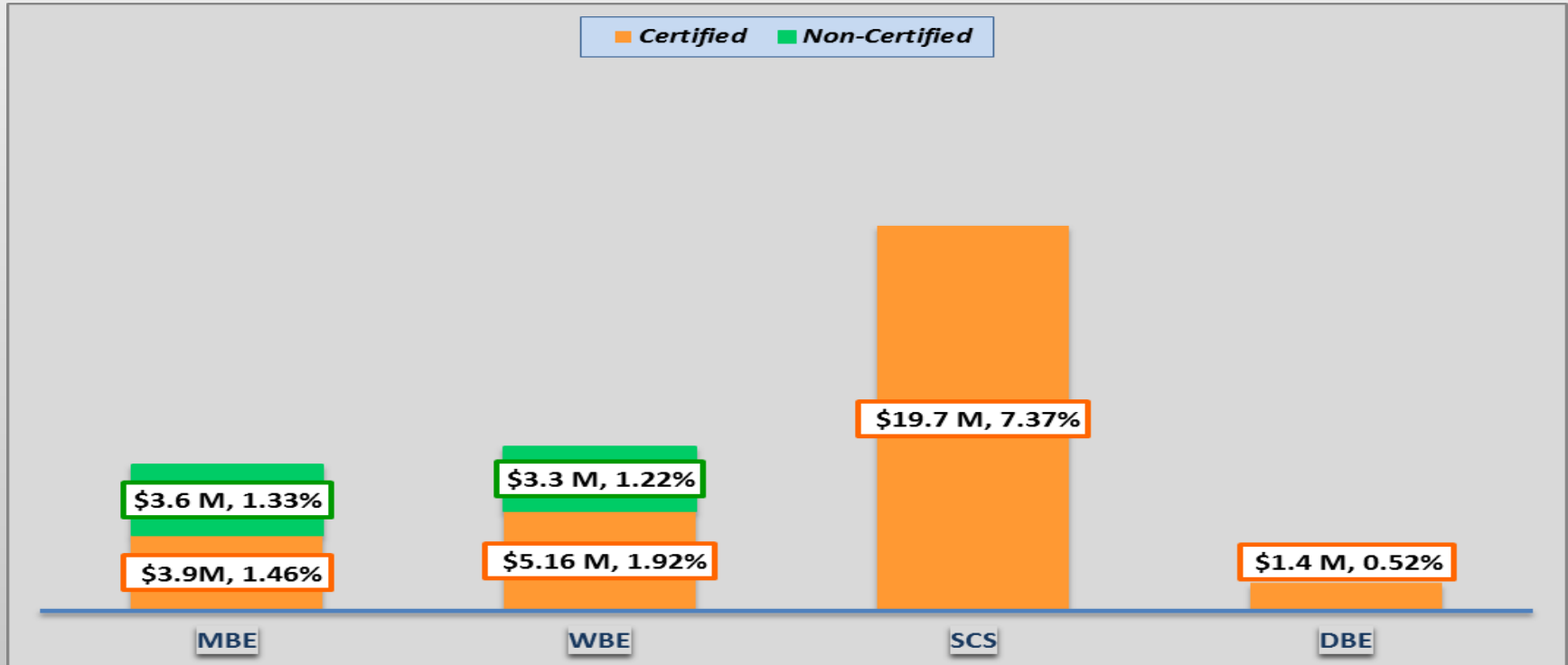
Large vs Small Business, 2015



In the year 2015 \$88.9 million went to small business out of a total of \$268 million representing 33%.

Small Business – 33% of the total budget

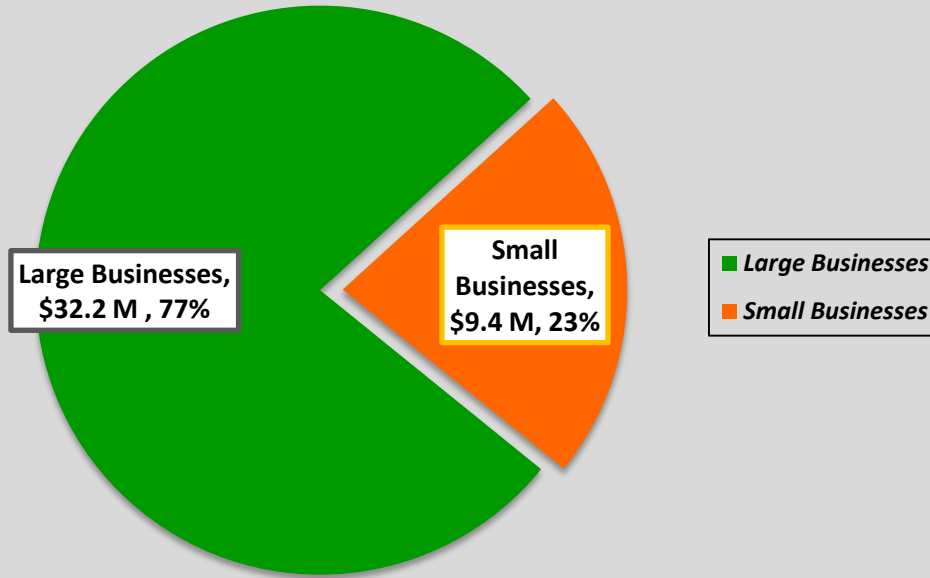
2015 D/M/W and SCS Businesses



3.38% of business towards Certified WMBE firms

Q1 2016 Small Business

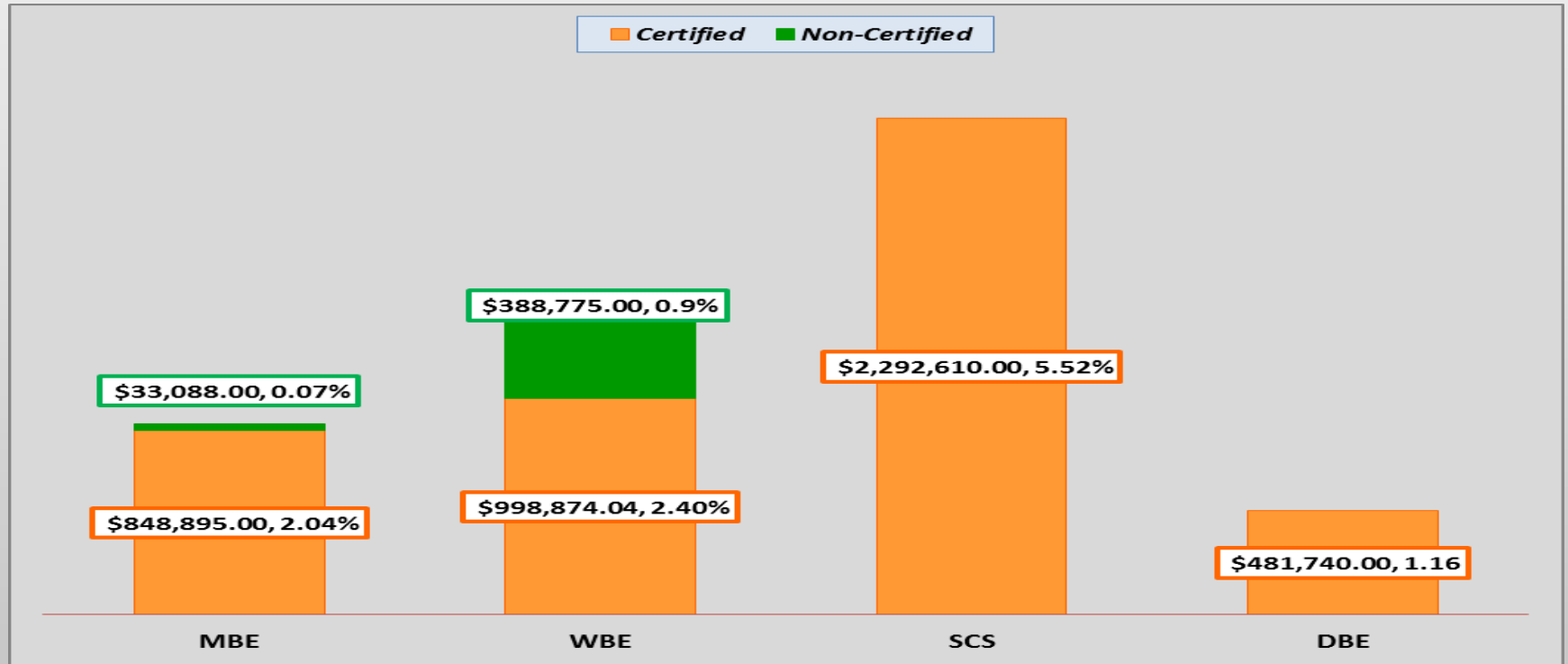
Large vs Small Businesses, 1st Q 2016



In 1st Q of 2016 \$9.4 million went to small businesses out of a total of \$42 million representing 23%.

Small Businesses = 23% of the total budget

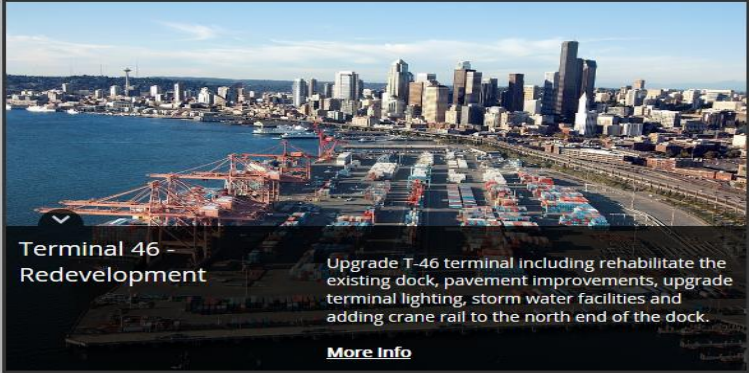

Q1 2016 D/M/W and SCS Businesses



4.44% of business towards Certified WMBE firms

Building for the Future Story Map

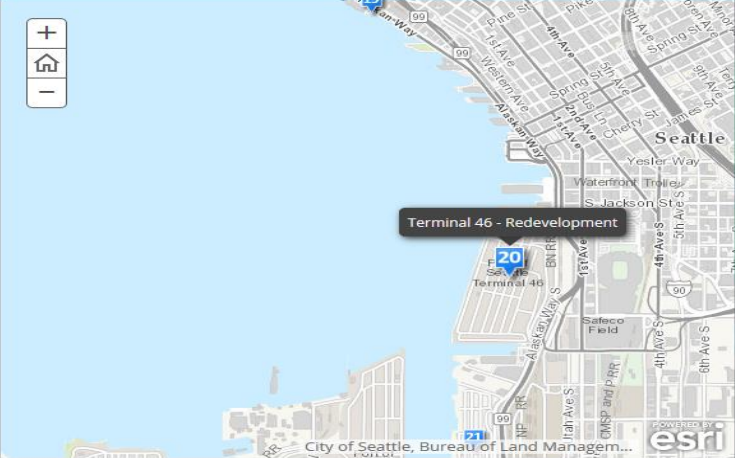
Building for the Future
Port of Seattle Projects




Terminal 46 - Redevelopment

Upgrade T-46 terminal including rehabilitate the existing dock, pavement improvements, upgrade terminal lighting, storm water facilities and adding crane rail to the north end of the dock.


[More Info](#)




Terminal 46 - Redevelopment




na - jilding




Pier 69 - Beam Rehabilitation




Bell Street Cruise Terminal - Tenant Improvements




Terminal 46 - Redevelopment




Terminal 30 - Former Chevron Site Cleanup



Terminal 5 - Berth Modernization (NWSA)



Terminal 18 - South Gate Rail Spur



Terminal 102 - HMCC Roof and HVAC Units

City of Seattle, Bureau of Land Managem... esri

100%

Interactive CDD Projects Map